

# Adventure 1 I'm going to have a what?

One, two, three.





## EPISODE

# 1

### From three to four

Carlitos is putting some toys in a box to take to his grandparents' house. He's making **sets**.

## EPISODE

# 2

### Making cookies

Grandma is making cookies. She explains that you need some ingredients **more than** or **less than** others.

## EPISODE

# 3

### Playing dress-up

Carlitos' grandparents have a trunk at their house that contains with lots of objects. Some are **geometric solids**.



## Superpower: Knowing when there are many or few


### Before you start your adventure...

Use your knowledge and learn the useful words.

There are many.



There are few.



>>ACTIVATE your superpowers




### Useful words

- Teeter-totters
- Trunk
- Slide
- Roll



## Superpower: Saying where an object is







**CHALLENGE**

CARLITOS, LILY, VALERIA, GRANDPA,  
AND GRANDMA ARE WEARING COSTUMES.

### Puzzle 1

What shape is the box on Valeria's head?



### Puzzle 2

Which solid shapes did the children use to make grandfather's mask?

### Puzzle 3

What shape is Carlitos' costume?

**EPISODE**  
**1**

**From three  
to four**

Carlitos gets ready to go to his grandparents' house. His parents have a big surprise for him later.



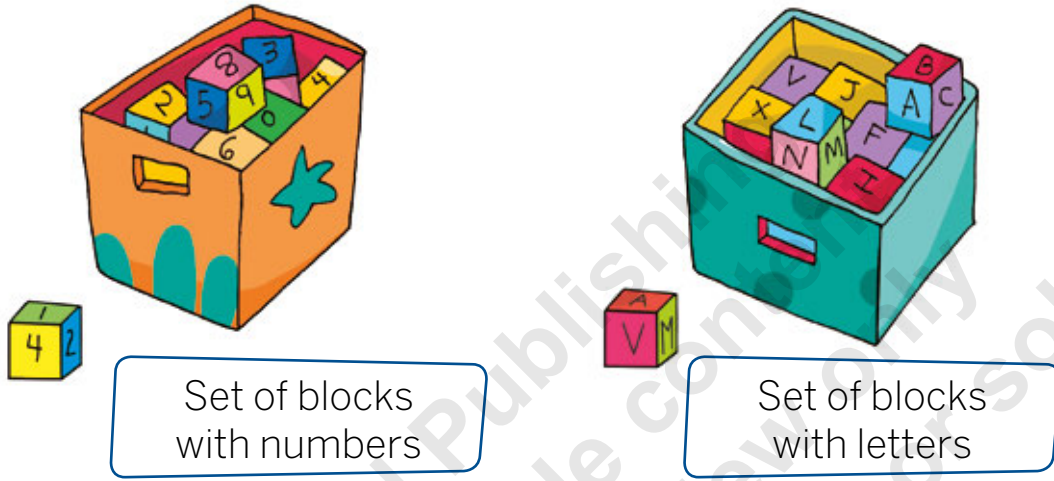
BEFORE HE TAKES HIS BLOCKS TO HIS GRANDPARENTS' HOUSE, CARLITOS MAKES SETS.





### SUPERPOWER 1

See how Carlitos can organize his blocks.




He puts the blocks with numbers in one box and the blocks with letters in the other box. Carlitos made two sets.

#### Sets

A **set** is a **group** of objects or elements with something in common.

#### USE YOUR SUPERPOWERS

1. Make two sets with the blocks   . Then, draw.





2. Work in pairs. With the blocks, make two sets with these things in common. Then, draw the sets.


>> All, some, and none



a. They're all blue.

b. Some are red.

3. Look at the sets that Carlitos makes.



a. What do Carlitos' sets have in common? Explain your answer.

b. How are the sets different?



CARLITOS IS ORGANIZING THE TOYS TO TAKE TO HIS GRANDPARENTS' HOUSE TO PLAY WITH HIS COUSINS VALERIA AND LILY.

Which box do I put the jigsaw puzzle in?

In one box, I put the puzzle toys.

In the other one, my drawing materials.

The jigsaw is a puzzle toy. It goes in this box.



## Belongs to

An element **belongs to** a set when it has the same feature that identifies the set.

>> Belongs to and doesn't belong to



## GET SUPERPOWERS



### SUPERPOWER 2

Carlitos' dad wants him to must choose a box for the robot.



4. Look at the elements in the boxes.



- Which box does the jigsaw puzzle belong to? Circle.

5. Cross out the toy that doesn't belong to the set.



6. Valeria makes two sets. Look.



- Which set does this red block belong to? Explain your answer.



CARLITOS REMEMBERS TO TAKE HIS RED TOY CARS TO HIS GRANDPARENTS' HOUSE.


Hurry!  
I have to take my  
red cars.



Mom!  
Where are my  
red cars?



They're above  
the bed. On  
the right.



Here they are.  
On the right.

## GET SUPERPOWERS



### SUPERPOWER 3

Look at the picture.


On Carlitos' right,  
there's a truck. On his  
left, there's a robot, a  
ball, and some blocks.





7. Make sets with the logic blocks. Follow the instructions.

- a. On your left, make a set with blue elements.
- b. On your right, make a set with elements that are not red.
- c. Draw your sets.



8. Cross out the toy that is on the tiger's left.



a.



b.

